

GUIDELINES TO FOLLOW THE COURSE




Dear student,

If you are here now it is because you have watched the presentation video and have decided to take this course: **WELCOME!!!**

Please follow the next steps



BEFORE YOU START STUDYING THE MODULES YOU HAVE TO:

1. First of all, fill in **QUESTIONNAIRE 1** 
2. Then, watch the **GENERAL INTRODUCTION VIDEO** about the objectives of the course, the contents for each module, the assessments, etc. 
3. Now, it is **very important** you have a look at the document called '**MATERIALS TO GET YOU STARTED**' with links to videos and documents 

You may also need to visit this document from time to time throughout the course!!!

So...

Have you filled out the questionnaire, watched the introduction video, and taken a look to 'Materials to get you started'???

Follow on reading →

Now, you can start studying **Module 1**, the procedure for each module is the same.



EACH MODULE CONTAINS:

- **Video:** General information about the contents in the module highlighting the most important items in it
- **Document 1:** Theory of the module. It contains information about the topic with illustrations. The terms in **bold** belong to the area of architecture, engineering and construction, and you should pay attention to them
- **Document 2:** List of the 30 terms to learn with activities
- **Audio:** with the pronunciation of the 30 terms you have to study, which have been taken from the theory
- **Document 3:** Further materials for those who want to go further in the knowledge of the topic provided with links to texts and videos
- **Assessment tests** you have to take to be evaluated

AND THIS IS THE WAY TO PROCEED:

1. Watch the **VIDEO**
2. Study the theory in **DOCUMENT 1**
3. Study the 30 terms and do the activities **DOCUMENT 2**
4. Listen to the **AUDIO**
5. OPTIONAL: Go to further materials **DOCUMENT 3**
6. Take the assessment tests, in some cases you have two opportunities!

Have you done all the above? 

Then proceed to the next module.

Finally, at the end of the course, please fill out **QUESTIONNAIRE 2** 

Thank you for enrolling!!

